







Nursery						
TERM	AUTUMN		SPRING		SUMMER	
<b>Whole School Theme</b>	Relationships – Respect		Living in a wider world – Responsibility– Ambition and Citizenship		Our Dreams – Our Future	
<b>Core Value(s) Focus</b>	Respect and Responsibility		Curiosity and Creativity		Courage	
<b>Topic Theme</b>	<p><b>Me and my family</b></p>  <p>In this topic we will learn all about our families and why they are important to us. What makes us unique? What are our likes and dislikes? Who do we live with? How many siblings do we have? Do we have any pets? It is important to us as a settling to build positive relationships and learn about all the differences in our children attending our setting.</p>	<p><b>Changing Nature</b></p>  <p>In this topic our pre-school children will learn about the changes in nature and weather. Who knows about the different seasons? What do we wear when it's hot? What do we wear when it's cold? Has anyone ever seen snow? Why do leaves fall off trees? "Did you know nature is full of hidden wonders?" It is important for our children to be inquisitive about nature and ask questions about what they observe and see.</p>	<p><b>People who help us</b></p>  <p>In this topic our pre-school children will be discovering all about "people who help us". The different occupations you can have when you are grown up. "What would you like to be when you're a grown up?" "What do mummy and daddy do?" We feel it is important to celebrate everyone's uniqueness and different choices. We explain to the children why all these jobs are important and how they help our communities.</p>	<p><b>Growing and changing</b></p>  <p>In this topic our children will learn about growth and how things change over time. The children will be given various opportunities to grow their own flowers, fruit, veg and herbs. They will learn the process of growth over time by caring for their plants e.g giving them warmth, light and water. The children will also learn and develop an understanding about how things change into something else, for example a caterpillar into a butterfly.</p>	<p><b>Explorers and discoverers</b></p>  <p>In this topic the children will become explorers and discoverers. Over the term they will be given different opportunities to explore various natural resources. The children will learn about minibeasts and where they live. "what can you see through your magnifying glass?" "What does that feel like?" "What insects can you find?" It is important for children to be given the opportunity to explore the natural environment around them and talk about their findings to feed their curiosity.</p>	<p><b>Where can we go and what will we do?</b></p>  <p>In this topic our children will learn about all the different places we can go and what we can do. This exciting topic will discover the world around us! "Do you think we can go to the moon?" "How did the bear feel?" "What planet do we live on?" "Have you been to the zoo?" "What animals will you see?". Our children can have endless discussions about where they have been and develop their language skills with the vast amount of vocabulary used.</p>
<b>Main story</b>	Where's My Teddy?	We're Going On a Bear Hunt	Albot Talbot Master of Disguise	Jack and The Beanstalk	Mad About Minibeasts	Whatever Next
<b>Main story Reading spine (Weekly books)</b>	Wk 1 Owl Babies Wk 2 My Friends and Me Wk 3 Super duper You Wk 4 Peace at Last Wk 5 The Smartest Giant in Town Wk 6 Marvellous Me Wk 7 Tabby McTat	Wk 1 The Gruffalo Wk 2 The Gruffalo's Child Wk 3 Tree Wk 4 The Windy Day Wk 5 Leaf Man Wk 6 We're Going on a Leaf Hunt Wk 7 Stickman	Wk 1 Incredible You Wk 2 The Jolly Postman Wk 3 When i'm a Grown-Up Wk 4 Wish i were a Pilot Wk 5 When i Grow Up Wk 6 Zog and the flying Doctors Wk 7 You Choose	Wk 1 Once There was a Seed Wk 2 Jasper's Beanstalk Wk 3 Errol's Garden Wk 4 Sam plants a sunflower Wk 5 The very hungry caterpillar Wk 6 Superworm	Wk 1 The Garden Wk 2 Mad about Minibeasts Wk 3 If only Wk 4 Sally and the limpet Wk 5 Diggersaurs explore Wk 6 Exploring the great outdoors	Wk 1 Astro girl Wk 2 Aliens in Underpants save the world Wk 3 8 Little Planets Wk 4 This is Our World Wk 5 Dear Zoo
<b>Role-play</b>	Home corner with various resources (play food, table, chairs babies etc)	Home corner with various resources (play food, table, chairs babies etc)	Hospital/vets people who help us dress up	Garden Centre	Garden Centre	Space station
<b>Themed learning</b>	All weeks to include our weekly planning based on children's next steps. WK 1- Focus on building new friendships with key workers and peers.	All weeks to include our weekly planning based on children's next steps. Wk 1-Children to explore brown play-doh making their own gruffalo's. provide buttons, pipe cleaners, beads and mini purple sticks.	All weeks to include our weekly planning based on children's next steps. Wk 1- The children will create their very own rainbows using various materials. Wk 2-Children to make fathers day cards	All weeks to include our weekly planning based on children's next steps. Wk 1- The children will be given the opportunity to grow their own cress in a pot.	All weeks to include our weekly planning based on children's next steps Wk 1-Bird Feeders- children make bird feeders and hang in the garden Wk 2- I spy scavenger hunt in the school grounds using a tick sheet.	All weeks to include our weekly planning based on children's next steps. Wk 1-Junk modelling to be used to make our own rockets. Wk 2- Children will make paper plate UFO'S. Wk 3- Paper mache planets. Balloons, PVA and newspaper required.

Nursery						
TERM	AUTUMN		SPRING		SUMMER	
<b>Whole School Theme</b>	Relationships – Respect		Living in a wider world – Responsibility– Ambition and Citizenship		Our Dreams – Our Future	
	<p>Wk 2- The children to complete all about me rainbow clouds for our display</p> <p>Wk 3- The children will use mirrors provided to paint self portraits onto sugar paper using various coloured paint.</p> <p>Wk 4- Children to focus on different sounds they can hear in the environment. (complete environment sound bingo)</p> <p>Wk 5- The children will be given the opportunity to design their very own smart giant tie.</p> <p>Wk 6- The children will create a family tree. talk about our families and who we live with.</p> <p>Wk 7- Design your own Tabby Mctat using various available resources, glue and sugar paper.</p>	<p>Wk 2-The gruffalo’s child cereal box craft. make your own gruffalo’s child using an empty cereal box and other craft resources.</p> <p>Wk 3-Leaf/tree printing- with crayons looking closely at the features in the leaves/bark</p> <p>Wk 4- Talk about different types of weather, what it is like when it’s windy, what it feels like, whether it would be cold etc....</p> <p>Wk 5- Go on a wooded walk around the school grounds collecting different leaves of various shapes and sizes. Design our very own leaf man</p> <p>Wk 6-Big or Small? Sorting bears by their size, biggest/smallest linking to the "We’re going on a bear hunt" story.</p> <p>Positional language: putting the bear in different places e.g. under/over.</p> <p>Wk7- Collect sticks on an environmental walk and design our own stickman. Give the children scissors, wool and tape.</p>	<p>Wk 3- The children to talk about what they will be able to do when they are a grown up such as "I can go to the shops"</p> <p>Wk 4-Up Up and Away: making hot air balloons with a paper plate and a plastic cup- children to place a small toy in the holder and then try to fly them</p> <p>Wk 5-The children will be given the opportunity to talk about what they want to be when they grow up. draw pictures of what they want to be.</p> <p>Wk 6- The children will design their own castle out of junk modelling provided.</p> <p>Wk 7- Staff to emphasise to children it is good to be different and choose what we would like as individuals. Record children’s choices and have a tally chart.</p>	<p>Wk 2- The children will be given the opportunity to explore soil containing different beans using gardening tools.</p> <p>Wk 3- children to talk about their own gardens and what they have in them. Whether they grow their own fruit and vegetables.</p> <p>Wk 4-Planting flowers in the garden</p> <p>Wk 5-Children to make Easter &amp; Mothers’ Day Cards</p> <p>Wk 6- The children will explore our super worm tray cooked wet spaghetti play with bugs and insects hidden. Magnified glasses provided for the children to look through and tweezers for the children to pick up the spaghetti worms.</p>	<p>Wk 3- Black tuff tray with a bugs and insects theme to be explored.</p> <p>Wk 4- : Beach themed artwork paper plate crabs/footprint starfish/jellyfish from yoghurt pots</p> <p>Wk 5- the children will explore our sand tray with various small construction diggers.</p> <p>Wk 6-: Let’s go Dino Hunting: children hunt for the hidden dinosaurs around the garden. (The great outdoors)</p>	<p>Wk 4-Children to make their own flags. (Different countries)</p> <p>Wk 5-Animal Faces: children make animal paper plate masks.</p>
<b>Maths</b>	<p>Over the term our focus will be embedding 1,2,3. Learning our basic shapes and primary colours. We will focus on one shape of the week.</p>	<p>Over the term our focus will be embedding 1,2,3,4,5.</p>	<p>Over this term we will focus on comparing amounts using different languages such as "lots" "more" or the "same". Compare sizes such as "bigger, little, smaller" etc Children will talk about 2D and 3D shapes. Talk about and identify patterns around them. (Stripy, spotty, pointy, blobs) etc</p>	<p>The children recite numbers past 5. Understand position through words alone "in, on top, over, under" etc Make comparisons between objects relating to size, length, weight and capacity.</p>	<p>The children recite numbers up to 10.</p>	<p>The children start to recognise some numerals between 1-10.</p>
<b>Educational Visit</b>	Family event	Trip to Victoria park	Visit form local police Visit from Firefighters	Pond dipping	The bug man visit	Litter pickers
<b>Important Dates</b>	Harvest – October	Remembrance Singing Concert  Diwali	Chinese New year	Science Week World Book Day		Sports day Summer fair Pre-school graduation Y6 Performance